

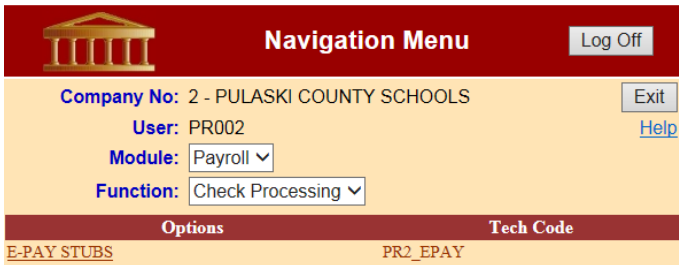
Go to the schools homepage <http://www.pcva.us> . Go to the Staff Menu and click on the “Electronic Paystub Login”



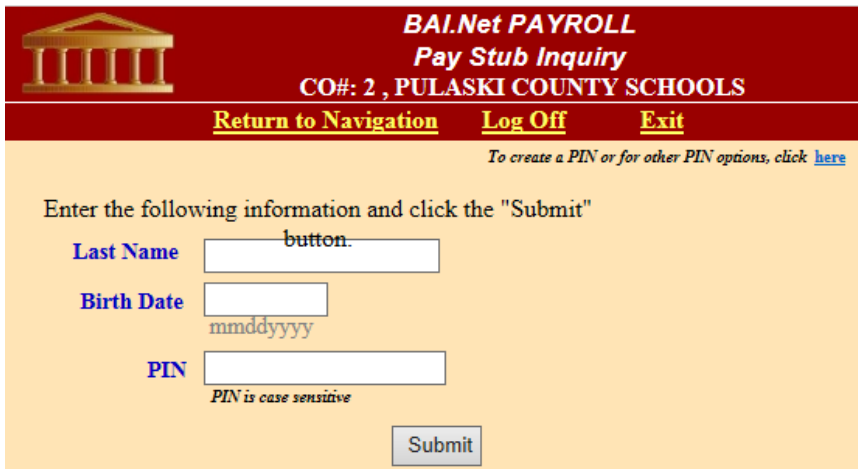
Here you will type PR002 for the User Name and for the Password. →

Those are zeroes not the letter O and it must be in all capital letters.

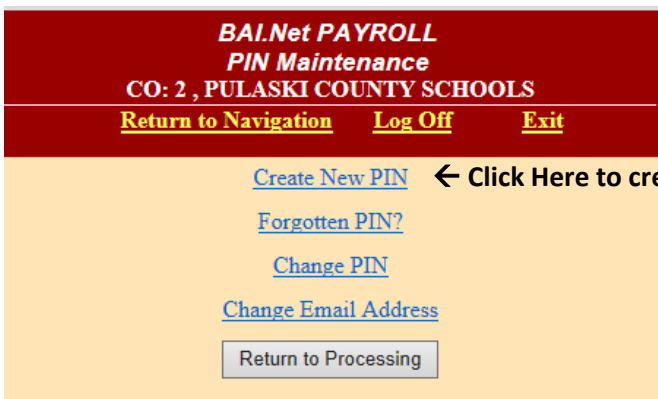
You will always enter this on this screen every time you come to check your stub.



← Here you will click where it says “E-PAY STUBS”



← Click here to set up a new PIN



← Click Here to create your new PIN

BAI.Net PAYROLL
Create New PIN
CO: 2 , PULASKI COUNTY SCHOOLS

[Return to Navigation](#) [Log Off](#) [Exit](#)

To create a PIN, complete the form below and click "Submit"

First Name:

Last Name:

Social Security No: *Numbers Only*

Birth Date: mmddyyyy

Email Address:

Re-enter Email Address:

PIN:
Minimum of five characters in length (case sensitive).

Re-enter PIN:

Security Question:

Answer:

Re-Enter Answer:

Answer the questions in this form and click submit. You will **not** receive an email confirmation. **After you click submit, close your web browser before trying to log in.**

Make sure you choose a PIN you will remember. It is case sensitive so remember if you used capital letters.

To Log into your Pay Stub go back to the Electronic Pay Stub Login on the Schools Home Page.

BAI MUNICIPAL SOFTWARE



Please Log On

User Name: [Help](#)

Password:


Company Number:

Leave Company Number Blank to Use Default Company

Version: 2014-02-17 141808

2005-2014 BAI Municipal Software. All rights reserved.

Log in here using PR002 for username and PR002 for Password.

 **Navigation Menu**

Company No: 2 - PULASKI COUNTY SCHOOLS

User: PR002 [Help](#)

Module:


Function:

Options **Tech Code**

[E-PAY STUBS](#) PR2_EPAY

Here you will click where it says "E-PAY STUBS"

TO GET TO YOUR W2s CLICK ON THE DROP DOWN ARROW NEXT TO CHECK PROCESSING (See picture below)

 **Navigation Menu**

Company No: 2 - PULASKI COUNTY SCHOOLS

User: PR002 [Help](#)

Module:

Function:

Options **Tech Code**

Print Individual W2



BAI.Net PAYROLL
Pay Stub Inquiry
CO#: 2 , PULASKI COUNTY SCHOOLS

[Return to Navigation](#)

[Log Off](#)

[Exit](#)

To create a PIN or for other PIN options, click [here](#)

Enter the following information and click the "Submit"

Last Name button.

Birth Date
mmddyyyy

PIN
PIN is case sensitive

Submit

Version: 2013-03-15 110658

Here you'll put in your last name, birth date, and the PIN you just created and click submit.