



HOME OF THE EPIC ORIOLES.

2016-2017

EXCELLENCE - PERSERVERANCE - INTEGRITY - CARING

Pulaski Middle School

500 Pico Terrace

Pulaski, Virginia 24301

540-643-0767



Pulaski Middle School, one of two middle schools in the Pulaski County Public Schools system, is located in beautiful Southwest Virginia in the town of Pulaski. Originally called Pico Terrace Elementary School when first built in 1937, the school later served as Pulaski High School and became a middle school in 1974 following the consolidation of county schools and the building of Pulaski County High School. Our areas of focus for this year are reading comprehension and writing. We are implementing positive behavior intervention supports and continue to teach anti-bullying strategies. We encourage students to practice multiplication at home and at school. Extracurricular opportunities abound at Pulaski Middle School. Students may participate in a wide range of athletic programs, online foreign language instruction through Virtual Virginia, the Life After School program which includes Micro-Society. Our school mascot is the Oriole and our colors are black and orange. Our vision statement is, "We are EPIC Orioles. We display Excellence, Perseverance, Integrity and Caring in all that we do."

School opened in: __1937__

Current Student Enrollment: __401__

Gifted: __75__

Special Education: __73__

ESL: __4__

Free/ Reduced Lunch: __60.37%__

Percent Attendance for 2015-2016: __95%__

Current Accreditation Status: __not accredited__

Ethnicity:

American Indian/ Alaskan: __0.25%__

Asian/ Pacific Islander: __0.5%__

Black: __4.99%__

Hispanic: __2.99%__

White: __84.54%__

Multi-Racial: __6.73%__

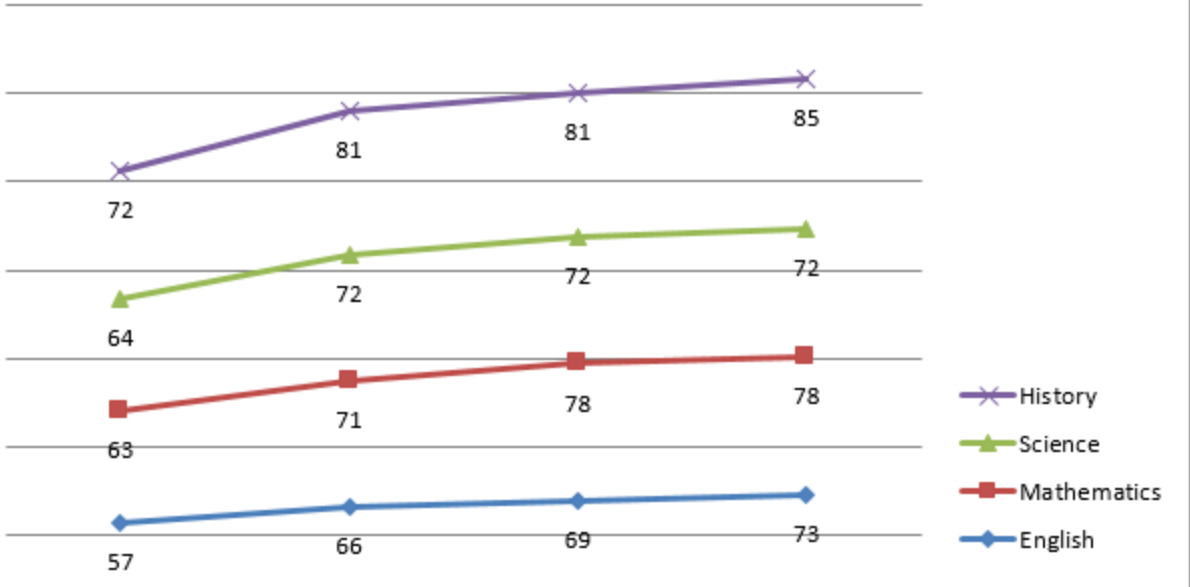
Overall School Achievement Data

	2013-2014 Pass Rate Based on 2012-2013 Assessments	2014-2015 Pass Rate Based on 2013-2014 Assessments	2015-2016 Pass Rate Based on 2014-2015 Assessments	Preliminary 2016-2017 Pass Rate Based on 2015-2016 Assessments
English	57%	66%	69%	73%
Mathematics	63%	71%	78%	78%
Science	64%	72%	72%	72%
History	72%	81%	81%	85%
Graduation and Completion Index (if applicable)	N/A	N/A	N/A	N/A

Grade Level Pass Rates

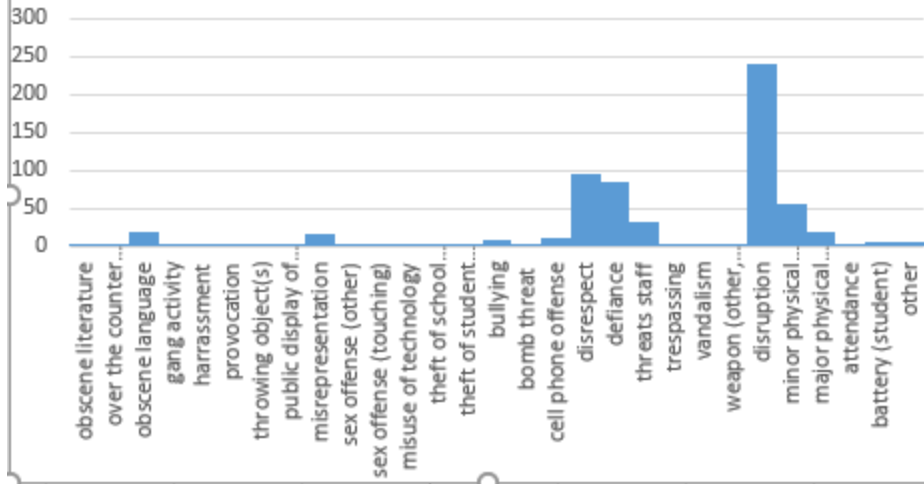
Subject/Grade	2013-2014 Pass Rate Based on 2012-2013 Assessments	2014-2015 Pass Rate Based on 2013-2014 Assessments	2015-2016 Pass Rate Based on 2014-2015 Assessments	Preliminary 2016-2017 Pass Rate Based on 2015-2016 Assessments
Grade 6 Reading	63%	70%	78%	73%
Grade 6 Math	72%	70%	87%	82%
Grade 7 Reading	68%	65%	76%	82%
Grade 7 Math	48%	50%	65%	72%
Grade 8 Reading	51%	67%	65%	72%
Grade 8 Writing	45%	55%	57%	62%
Grade 8 Math	36%	76%	72%	76%
Grade 8 Civics	62%	81%	81%	85%
Grade 8 Science	64%	72%	72%	72%
Algebra I EOC	100%	100%	100%	100%
Geometry EOC	100%	100%	100%	n/a
Graduation and Completion Index (if applicable)	n/a	n/a	n/a	n/a

Four Year Trajectory by SOL Test

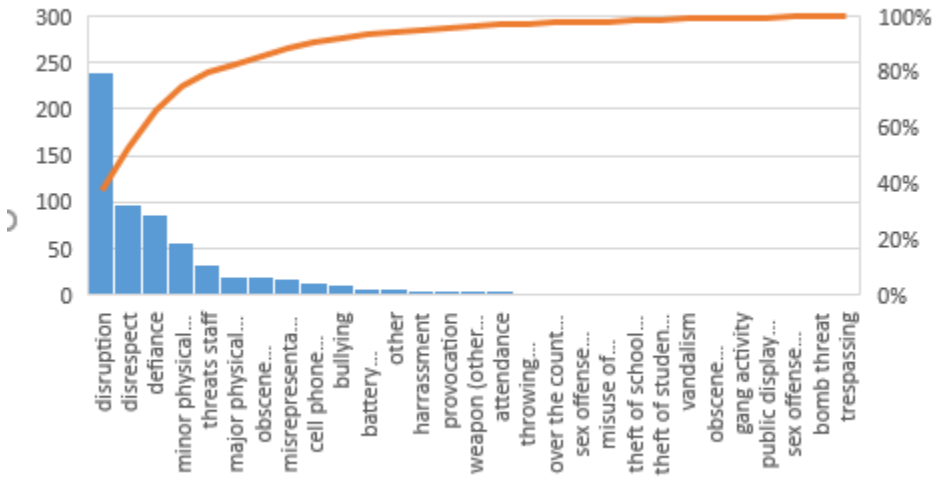


Assessments	Assessments	Assessments	2015-2016 Assessments
2012-2013	2013-2014	2014-2015 Assessments	Based on
Based on	Based on	Based on	Pass Rate
Pass Rate	Pass Rate	Pass Rate	2016-2017
2013-2014	2014-2015	2015-2016	Preliminary

2015-2016 Discipline by Offense



2015-2016 Discipline



School Improvement Plan for the period 2016- 2017

Goal Areas:

1. Language Arts and Reading: Greater than 78% of all students in 6th, 7th, and 8th grade will score 400 or higher on the English Reading SOL test by the end of May, 2017.
2. Language Arts and Writing: SOL Writing scores at the 8th grade level will increase to meet or exceed accreditation (75%) in the warned area of English by the end of March, 2017.
3. Math: SOL Math scores will meet or exceed 77% at 6th, 7th, and 8th grades by the end of March, 2017.
4. Community Engagement: By April, 2017, family engagement in student academics will increase as evidenced by an increase in student SOL scores to meet or exceed 75% by participation in family information sessions.
5. Increase pass rates of students with disabilities by 8% in every subject to approach state averages on SOL tests by the end of May, 2017.
6. Increase pass rates on Gap Group 2 by 8% or more to approach state averages on SOL tests by the end of May, 2017.
7. Decrease office referrals for class disruption, disrespect, and defiance by 20% by the end of May, 2017.

Description of Data Reviewed:

SOL Scores

Benchmark Test Results

Discipline Reports

Plan developed with assistance from:

Teachers

Building Administrators

Central Office Administrators

Community Members

Students

Others

Pulaski Middle School

2016- 2017

A description of how the school will meet requirements to be fully accredited, for the year covered by the plan.

Long Term Measurable Goal 1: Students will enter Pulaski County High School from Pulaski Middle School having met all pre-requisite requirements to begin their freshman year as demonstrated by passing all core area SOL tests with a minimum score of 400.

Specific Measures of student achievement that will be taken throughout the school year and used to monitor academic improvement over time:

- 1.1 Greater than 78% of all students in 6th, 7th, and 8th grade will score 400 or higher on the English Reading SOL test by the end of May, 2017.
- 1.2 Language Arts and Writing: SOL Writing scores at the 8th grade level will increase to meet or exceed accreditation (75%) in the warned area of English by the end of March, 2017.
- 1.3 Math: SOL Math scores will meet or exceed 77% at 6th, 7th, and 8th grades by the end of March, 2017.
- 1.4 Students with Disabilities: Increase pass rates of students with disabilities by 8% in every subject to approach state averages on SOL tests by the end of May, 2017.
- 1.5 Increase pass rates on Gap Group 2 by 8% or more to approach state averages on SOL tests by the end of May, 2017.

Types of Assessment	Frequency of Measures and Data Collection	Evidence/ Data to be collected
Benchmark Assessments	Every nine weeks in core area class	Progress in curriculum by strand and SOL
Formative Assessments within the class	Minimum of bi-weekly	Progress by specific skill or SOL
SOL Tests	End of the year	List of passing students

Action Steps	Target/ Indicator of Success	Person Responsible	Progress
1.1 Ensuring 50% of an 88 minute block will be dedicated to writing instruction and strategies at all 3 grade levels.	Success will be achieved if greater than 75% of students pass their Reading and/ or Writing SOLs with a score of 400 or better	Guidance Teacher Administration	Progress will be monitored at each mid-term and nine weeks
1.2 Providing professional development through TTAC for SIMS Writing Strategies (KU).	Success will be achieved if greater than 75% of students demonstrate proficiency on their Writing SOL with a score of 400 or greater	Teacher Administration Central Office Personnel	Progress will be monitored via formative and summative assessments within the classroom on a quarterly basis.
1.3 Administration, in collaboration with teachers, will create and monitor a schedule for student use of instructional technology that assures a minimum of 60 minutes per week of reading and writing applications (IXL, Criterion)	Success will be achieved if greater than 75% of students demonstrate proficiency on their Writing SOL with a score of 400 or greater	Teacher Administrators	Progress will be monitored through classroom assessments to include work entered into Criterion and time on task reports from IXL.
1.4 Administration will increase the number of walk	Success will be achieved if all Language Arts	Administrators Team Leaders	Progress will be monitored through a checklist in the office to be initialed by the

through evaluations with targeted feedback based on professional standards and “look fors”.	teachers receive at least one walk through during each week.		person performing walk throughs.
---	--	--	----------------------------------

Action Steps	Target/ Indicator of Success	Person Responsible	Progress
1.5 Continued VTSS model for tiered instruction	Success will be achieved if students increase in performance to proficiency after receiving support within the appropriate tier.	Guidance Teacher Administration	Progress will be monitored with each formative assessment throughout the grading period and with the benchmark assessment
1.6 Continued use of Bootcamps in Math and Language Arts	Success will be achieved if greater than 75% of students demonstrate proficiency on their Writing/ Reading SOL with a score of 400 or greater and 78% of students demonstrate proficiency with a score of 400 or greater on the math SOL.	Teacher Administration Central Office Personnel Retired teacher	Progress will be monitored at the end of the school year through pass rates on the Reading, Writing, and Math SOL tests.
1.7 Pulaski Middle School will sponsor 3 Community Nights in conjunction with LAS and the PTSO to encourage family engagement with regards	Success will be achieved if participation increases from a baseline measure of attendance (average number of attendees from last year) by an additional	Teacher Administration LAS staff PTSO Cafeteria staff	Progress will be monitored after each event. Parents or guardians will sign in at the event and a running average will be maintained throughout the year.

to school and student academic progress	20 attendees as measured through average attendance for this year.		
---	--	--	--

Long Term Measurable Goal 2: 80% of respondents to parent surveys will rate communication between Pulaski Middle School and the families it serves as “3”, “4”, or “5” on a five-point scale (1 – unacceptable, 2- needs improvement, 3- acceptable, 4- excellent, 5- outstanding).

Specific Measures of student achievement that will be taken throughout the school year and used to monitor academic improvement over time:

2.1 Community Engagement: By April, 2017, family engagement in student academics will increase as evidenced by an increase in student SOL scores to meet or exceed 75% by participation in family information sessions.

2.2 Communication; By May, 2017 PMS will utilize social media, dial-outs, and letters to make parents aware of important dates, testing, and activities impacting students.

Action Steps	Target/ Indicator of Success	Person Responsible	Progress
2.1 Pulaski Middle School will sponsor 3 Community Nights in conjunction with LAS and the PTSO to encourage family engagement with regards to school and student academic progress	Success will be achieved if participation increases from a baseline measure of attendance (average number of attendees from last year) by an additional 20 attendees as measured through average attendance for this year.	Teacher Administration LAS staff PTSO Cafeteria staff	Progress will be monitored after each event. Parents or guardians will sign in at the event and a running average will be maintained throughout the year.
2.2 Pulaski Middle School will utilize social media (Facebook), dial outs, and letters home to communicate important information to parents	End of the year surveys	Teachers Administrators Activity Sponsors	Parent feedback, surveys

Long Term Measurable Goal 3: Office referrals for disruption, defiance, disrespect, and classroom disruptions will decrease by 30% over the next three years.

Specific Measures of student achievement that will be taken throughout the school year and used to monitor academic improvement over time:

Action Steps	Target/ Indicator of Success	Person Responsible	Progress
Pulaski Middle School teachers will participate in professional development for de-escalation strategies to be used within the classroom	Reduction in discipline referrals by 10% during the current year	Jennifer Polanco, PBIS	Discipline data by grade level each nine weeks
Grade level teams will meet with individual students to conference about classroom disruptions prior to office referrals.	Reduction in office referrals by a minimum of 10% during the current year	Teachers Team Leaders	Discipline data by grade level each nine weeks Team discipline logs
Teachers will assign ASD/ ASI to students who waste class time in the form of disruption, refusal to work, or defiance	Reduction in office referrals by a minimum of 10% during the current year	Teachers Team Leaders	Discipline data by grade level each nine weeks Team discipline logs
Pulaski Middle School will participate in PBIS	Reduction in office referrals by a minimum of 10% during the current year	Administrators Teachers Team Leaders PBIS Team	Discipline data for the year